

MechanoCulture FX2

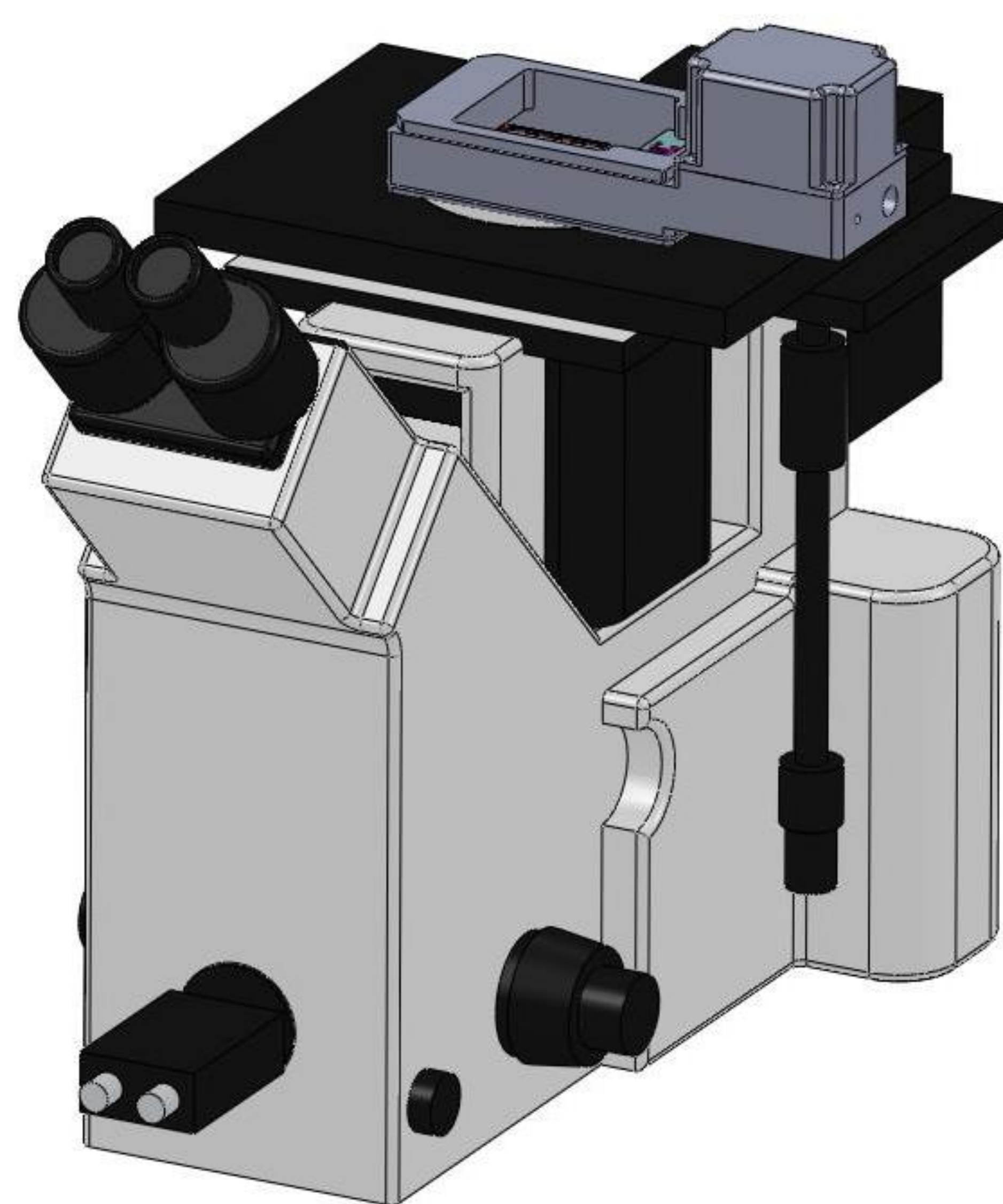


The MechanoCulture product group allows researchers to culture cells in a mechanically active environment. Configurations of these culture systems support single or parallel tests using a variety of flexible substrates and scaffolds. On-board controllers enable PC-independent execution of user-defined motion protocols.

All MechanoCulture systems can be operated in an incubator environment. All cell-contacting components are made from autoclavable materials.


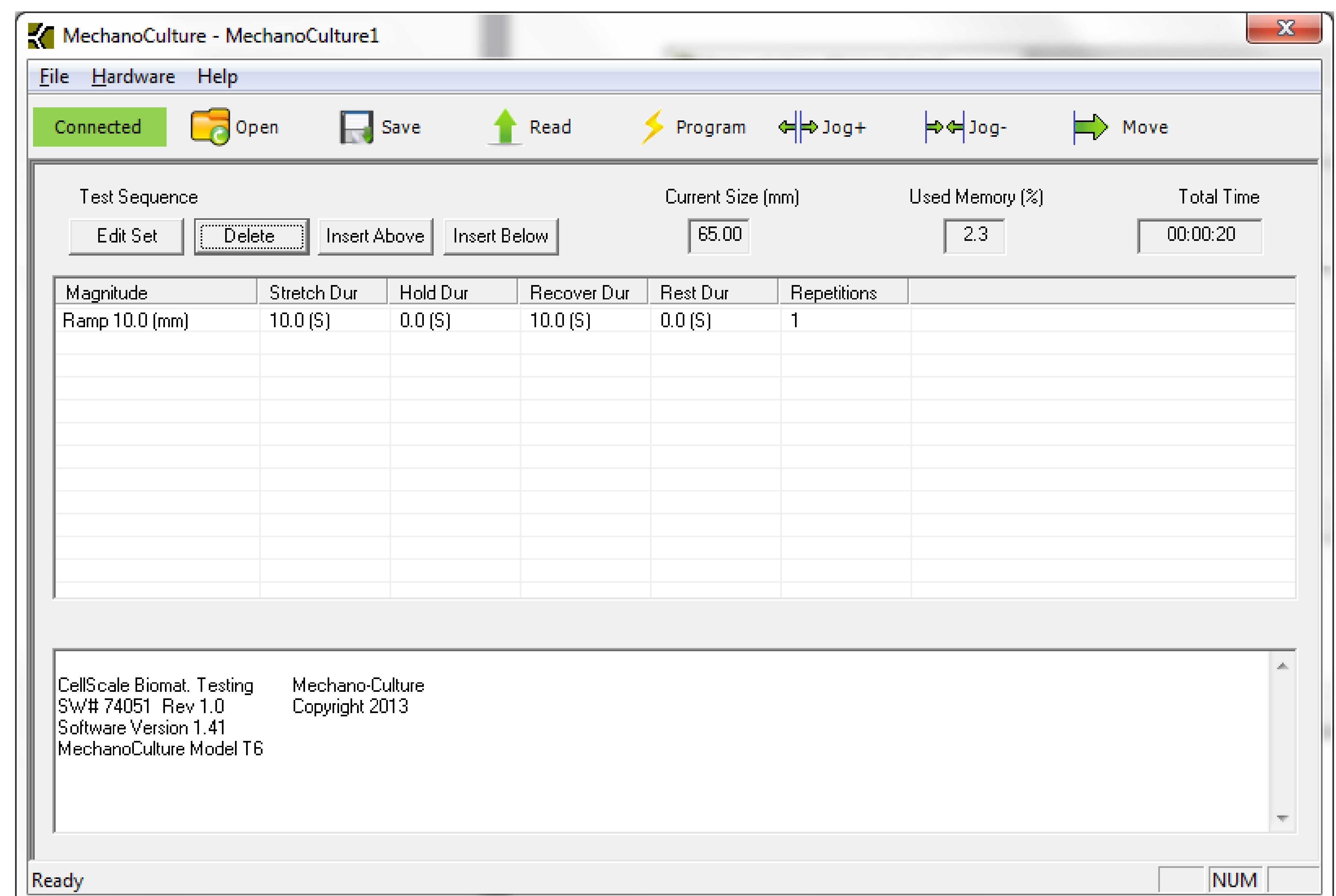
The MechanoCulture FX2 can uniaxially stretch 24 wells while capturing images on an inverted microscope. The sterile single-use silicone plates have a thin transparent membrane that has similar optical properties to a glass coverslip.





Conformance to **96 well plate geometry** means that the FX can be used with any inverted microscope and can be loaded using standard fluid handling equipment.

All components in contact with the culture can be autoclaved and the device can be operated inside an incubator environment.



CellScale Biomaterials Testing is the industry leader for precision biomaterial and mechanobiology test systems. Our products are being used at world-class academic and commercial organizations in over 30 countries around the globe.

Our [mechanical test systems](#) allow researchers to characterize the mechanical properties of biomaterials. Our [mechanobiology technologies](#) provide insights into the response of cells to mechanical stimulation.

CellScale's technologies are improving human health by helping researchers discover the causes of disease, improve medical treatments and devices, and advance regenerative medicine and other basic science research.

Visit our website or contact us to learn how our innovative products can help you achieve your research and development goals.

